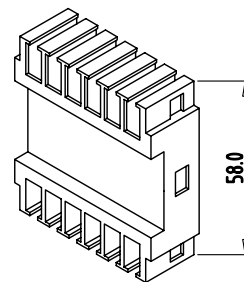
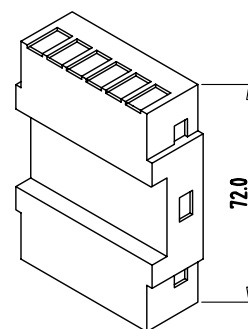


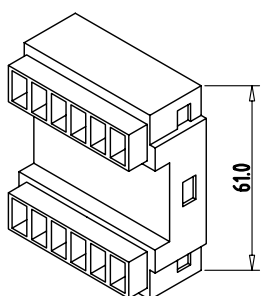
TR25371--01
TR25372--01



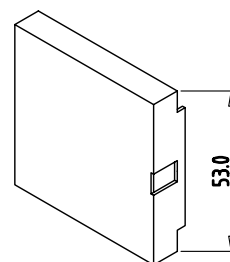
TR25372--02



TR25372--04

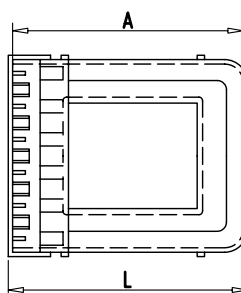


TR25372--05



TR25372--06

A Ingombro del rocchetto
L Ingombro del rocchetto con il guscio e la testata assemblati.



PACCO	TR25371--01 TR25372--01		TR25372--02		TR25372--04		TR25372--05		TR25372--06			
	A	L	A	L	A	L	A	L	A	L		
25.5	52.2	53.8	52.2	59.2			52.2	59.0	52.2	67.0	52.2	54.2
30.4	57.1	58.7	57.1	64.1			57.1	63.9	57.1	71.9	57.1	59.1
35.5	62.2	63.8	62.2	69.2			62.2	69.0	62.2	77.0	62.2	63.2
40.4	67.1	68.7	67.1	74.1			67.1	73.9	67.1	81.9	67.1	68.1